



Quarter to display

[Text Version](#)

[2nd dashboard >](#)

[3rd dashboard >>](#)

## Responding to child and young person concern reports

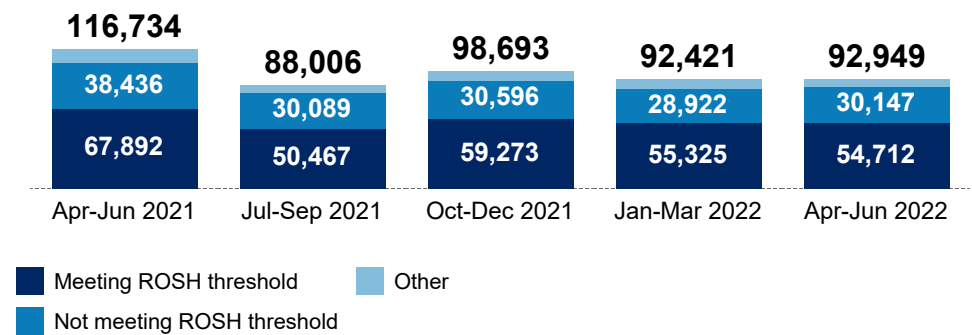
**Child and young person concern reports** received from reporter agencies and how these reports were classified

Reporter Agency: All  
Reporter Type: All  
Helpline Assessment Outcome: All

A total of **92,949** child and young person concern reports were received in the April to June 2022 quarter. Of these concern reports reported in the quarter,

- **58.9%** met the risk of significant harm (ROSH) threshold,
- **32.4%** were assessed as not meeting the ROSH threshold, and
- **8.7%** were classified as other.

Chart 1: Child and young person **concern reports**

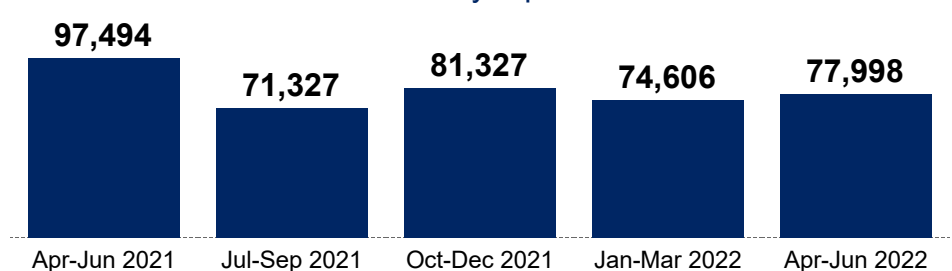


**What were the primary Helpline assessed issues** reported from **mandatory reporter** agencies?

Reporter Agency: All  
Reporter Type: All  
Primary Helpline Assessed Issue: All

The DCJ Child Protection Helpline received **77,998** child and young person concern reports in the April to June 2022 quarter.

Chart 2: Child and young person **concern reports** from mandatory reporters



**Assessment of child and young person concern reports to determine if they meet the statutory ROSH threshold**

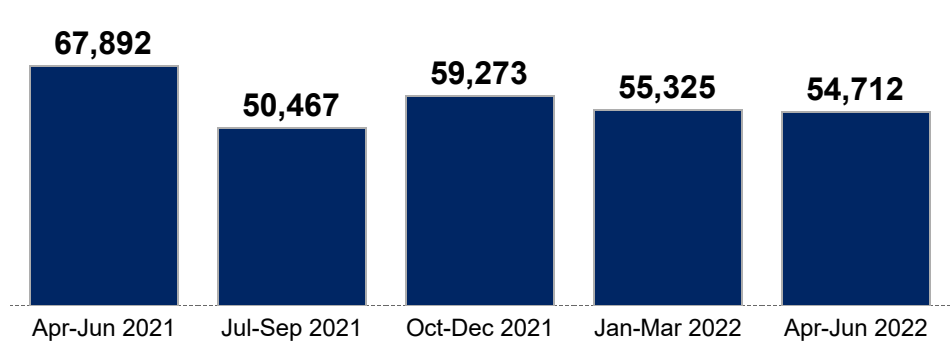
Primary Helpline Assessed Issue: All

There were **54,712** ROSH reports in the April to June 2022 quarter. This is equivalent to a decrease of **1.1%** from the previous quarter.



Compared with the same quarter last year of **67,892**, this represents a decline of **19.4%**.

Chart 3: **ROSH reports** by primary Helpline assessed issue



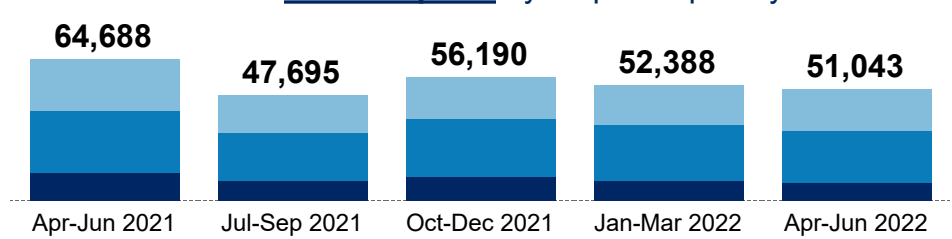
**Determining a response time for ROSH reports** from mandatory and non-mandatory reporters

Reporter Agency: All  
Reporter Type: All  
Response Priority\*: All

Of the 54,712 ROSH reports reported to the DCJ Child Protection Helpline in this quarter,

- 8,330** reports were classified as requiring a response in 24 hours
- 23,819** reports were classified as requiring a response in 72 hours
- 18,894** reports were classified as requiring a response in 10 days.

Chart 4: **ROSH reports** by response priority\*



\* This excludes other/NA response priorities.

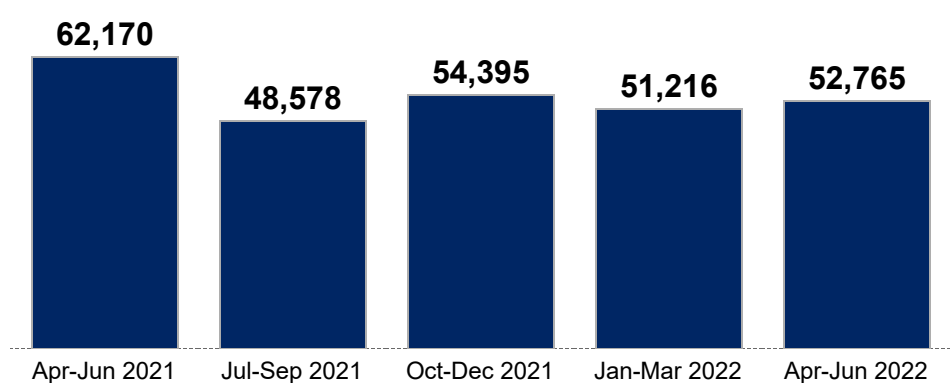
**How many children and young people were involved in child and young person concern reports?**

Chart 5: **Children and young people** involved in concern reports

There were **52,765** children and young people involved in concern reports in the April to June 2022 quarter, an increase of **3.0%** from the previous quarter.



Compared with the same quarter last year of **62,170**, this is a decrease of **15.1%**.



**How many children and young people were involved in ROSH reports?**

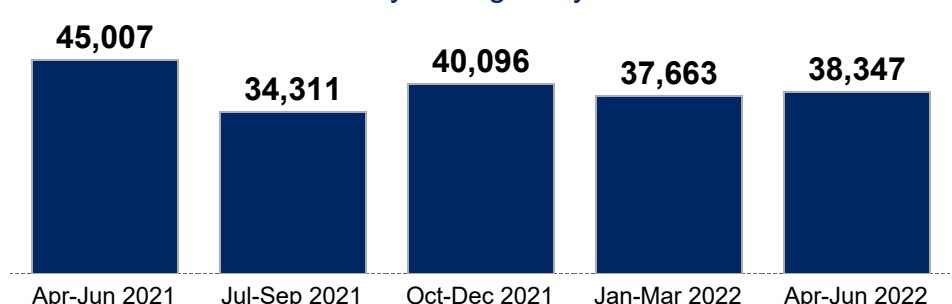
Aboriginality: (All)

A total of **38,347** children and young people involved in ROSH reports in the April to June 2022 quarter. This represents a rise of **1.8%** from the previous quarter.



When compared with the same quarter in the previous year of **45,007**, this is a decrease of **14.8%** or **6,660** children and young people.

Chart 6: **Children and young people** involved in ROSH reports by Aboriginality

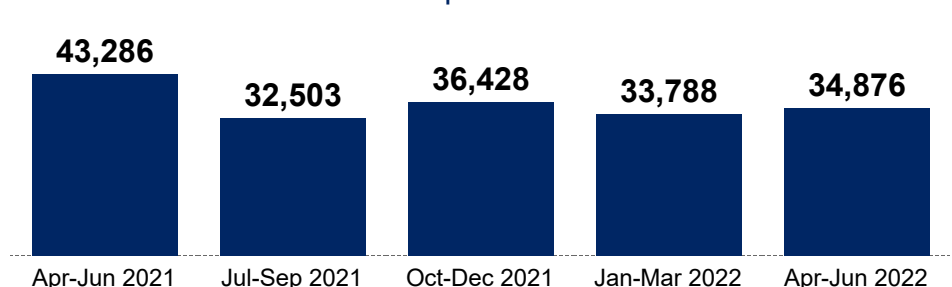


**Child and young person contacts** by mandatory reporters to the DCJ Child Protection Helpline

Reporter Agency: All  
Reporter Type: All

The DCJ Child Protection Helpline received **34,876** child and young person contacts in the April to June 2022 quarter. This represents an increase of **3.2%** or **1,088** contacts, when compared with the previous quarter. Compared with the same quarter last year of **43,286**, this is a decrease of **19.4%** or **8,410** contacts.

Chart 7: Child and young person concern **contacts** by mandatory reporters



**Note:**  
 1. Data source: KIDS/MDS - Corporate Information Warehouse (CIW) for data before 2017-18.  
 2. Data source: ChildStory/MDS - Corporate Information Warehouse (CIW) for data after 2017-18.  
 3. Data for Brighter Futures, Intensive Family Preservation and face-to-face assessments are not available after 2017-18.  
 4. Data for non-Aboriginal children and young people also include children and young people with the Aboriginality status not stated.  
 5. Small numbers (e.g., <5) have been suppressed to protect privacy and avoid client identification.  
 6. NP: Not published.



Quarter to display

[Text Version](#)

[◀ 1st dashboard](#)

[3rd dashboard ▶](#)

## Keeping children and young people safe

### Children and young people entering care during the quarter

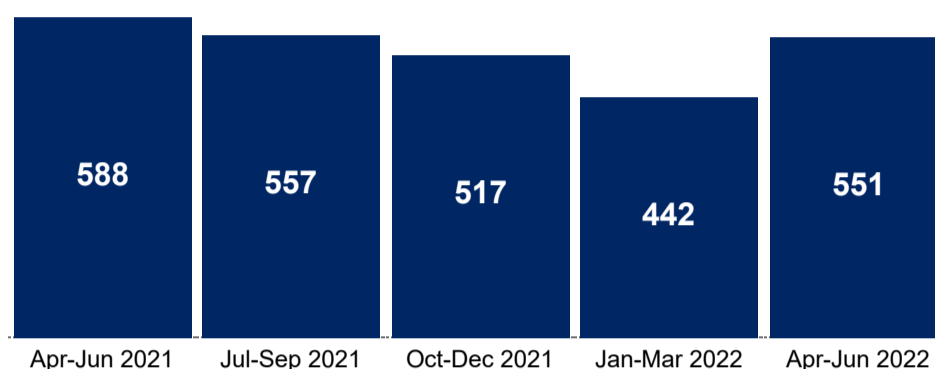


A total of **551** children and young people entered OOHC<sup>7</sup> in the April to June 2022 quarter. This translates to a rise of **24.7%** or **109** children and young people, when compared with the previous quarter.

When compared with the same quarter last year of **588** children and young people entering care, this is a decrease of **6.3%** or **37** children and young people.

Age at entry  
All

Chart 1: Children and young people entering OOHC<sup>7</sup> by age at entry



### How many children and young people exited OOHC<sup>7</sup> during the quarter?

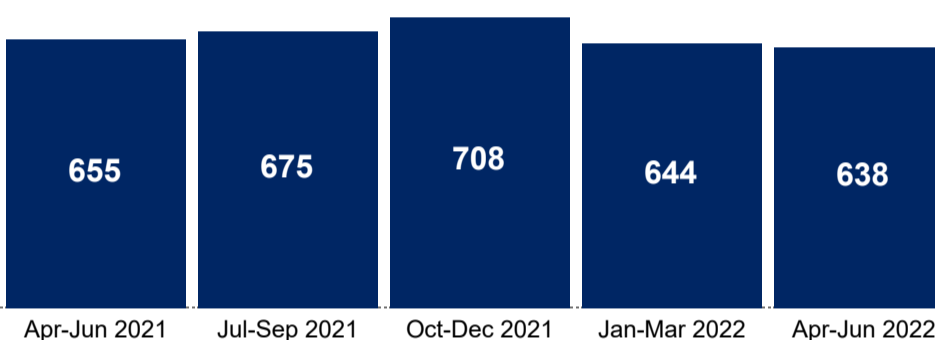


There were **638** children and young people exiting OOHC<sup>7</sup> in the April to June 2022 quarter. This is a decrease of **0.9%** or **6** children and young people from the previous quarter.

Compared with the same quarter last year of **655** children and young people exiting OOHC<sup>7</sup>, this is a decrease of **2.6%** or **17** children and young people.

Age at exit  
All

Chart 2: Children and young people exiting OOHC<sup>7</sup> by age at exit



### Children and young people in need of care and protection by case management responsibility

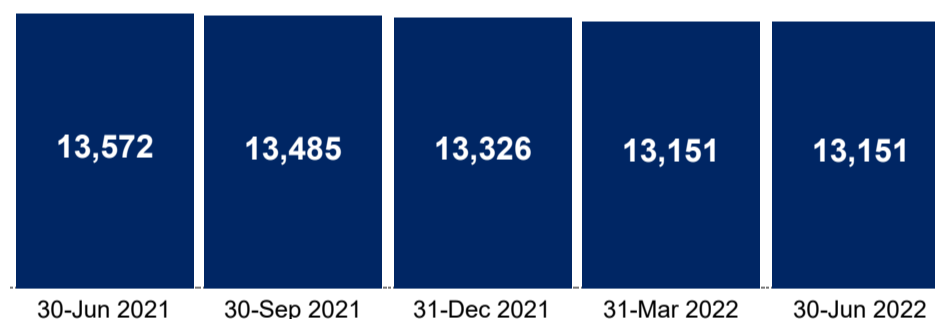
There were **13,151** children and young people in statutory OOHC<sup>7</sup> at 30 June 2022. Of these 13,151 children, **44.9%** or **5,906** were Aboriginal children and young people.

\* This measure was reported by placement provider up to Q3 2020-21 (Jan-Mar 2021). From Q4 2020-21 (Apr-Jun 2021), this breakdown was replaced by case management responsibility. The data may not be comparable across these periods. Please use with caution.

Aboriginality  
All

Case management responsibility  
All

Chart 3: Children and young people in statutory OOHC<sup>7</sup> by Aboriginality and case management responsibility\* at quarter end



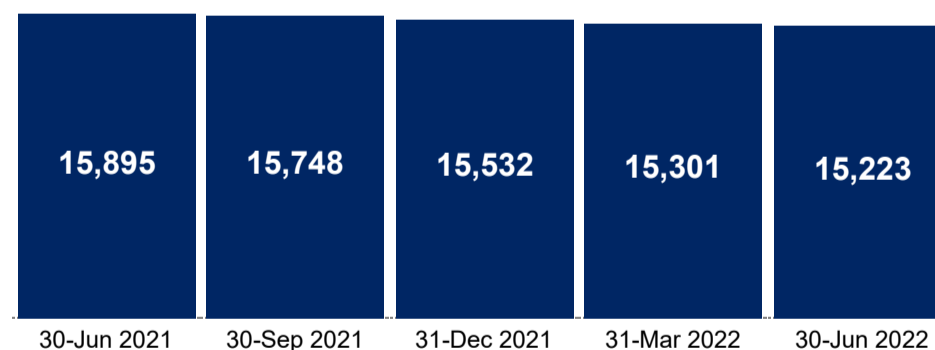
### Placement of children and young people in need of care and protection



At 30 June 2022, a total of **15,223** children and young people were in OOHC<sup>7</sup>. This means a decrease of **4.2%**, when compared with **15,895** reported at the same quarter end last year.

Placement Type  
All

Chart 4: Children and young people in OOHC<sup>7</sup> by placement type at quarter end



**Note:**

1. Data source: KiDS/MDS - Corporate Information Warehouse (CIW) for data before 2017-18.
2. Data source: ChildStory/MDS - Corporate Information Warehouse (CIW) for data after 2017-18.
3. Data for Brighter Futures, Intensive Family Preservation and face-to-face assessments are not available after 2017-18.
4. Data for non-Aboriginal children and young people also include children and young people with the Aboriginality status not stated.
5. Small numbers (e.g., <5) have been suppressed to protect privacy and avoid client identification.
6. NP: Not published.
7. [View definitions of specific forms of out-of-home care.](#)



# DCJ Quarterly Statistical Report on services for children and young people - April-June 2022



Quarter to display

[Text Version](#)

[◀ 1st dashboard](#)

[◀ 2nd dashboard](#)

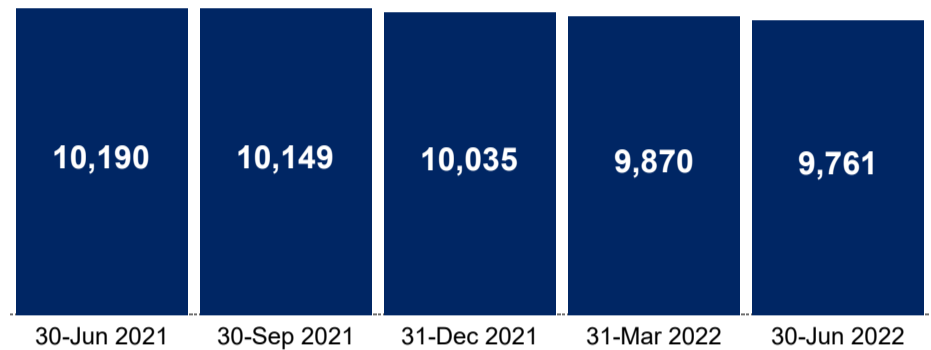
## Stable and nurturing environments for children and young people

### Better placements and matching for children and young people in care

At 30 June 2022, there were **9,761** children and young people in OOHC with fewer than three placements.

This is equivalent to a decrease of **1.1%** or **109** children and young people from the end of the previous quarter.

Chart 1: Children and young people in OOHC<sup>7</sup> with fewer than three placements at quarter end



### Alternate permanent placement solutions for children and young people in need of care and protection

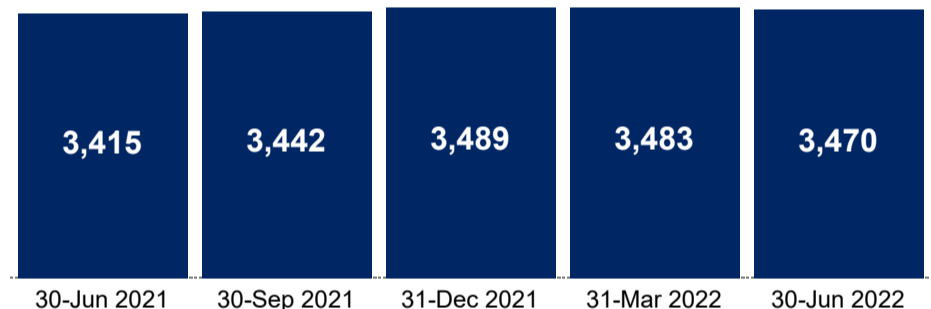
A total of **3,470** children and young people were on Guardianship Orders at 30 June 2022.

This is similar to the result of the previous quarter.

Age group  
All

Aboriginality  
All children and young people

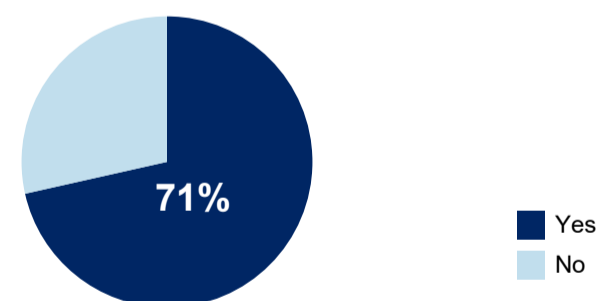
Chart 2: Number of children and young people on Guardianship Orders by Aboriginality and age group



### Placement of Aboriginal children and young people with extended family

At 30 June 2022, **71%** of Aboriginal children and young people in care were placed with a relative or an Aboriginal carer.

Chart 3: Aboriginal children and young people in OOHC<sup>7</sup> placed with a relative or an Aboriginal carer - 30 June 2022



#### Note:

1. Data source: KiDS/MDS - Corporate Information Warehouse (CIW) for data before 2017-18.
2. Data source: ChildStory/MDS - Corporate Information Warehouse (CIW) for data after 2017-18.
3. Data for Brighter Futures, Intensive Family Preservation and face-to-face assessments are not available after 2017-18.
4. Data for non-Aboriginal children and young people also include children and young people with the Aboriginality status not stated.
5. Small numbers (e.g., <5) have been suppressed to protect privacy and avoid client identification.
6. NP: Not published.
7. [View definitions of specific forms of out-of-home care.](#)