



Quarter to display

[Text Version](#)

[2nd dashboard ▶](#)

[3rd dashboard ▶▶](#)

Responding to child and young person concern reports

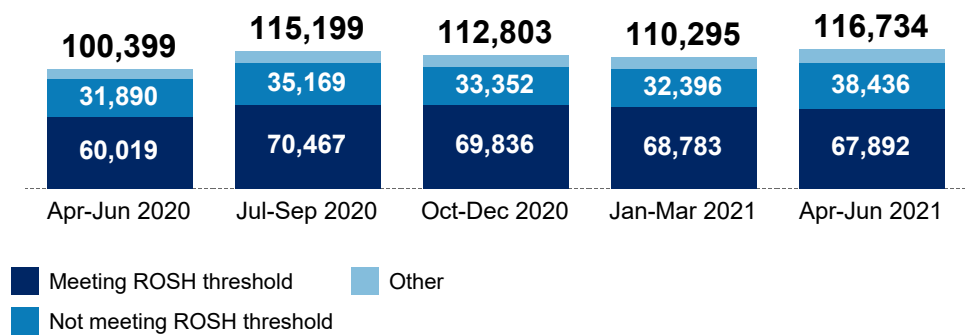
Child and young person concern reports received from reporter agencies and how these reports were classified

Reporter Agency: All
Reporter Type: All
Helpline Assessment Outcome: All

A total of **116,734** child and young person concern reports were received in the April to June 2021 quarter. Of these concern reports reported in the quarter,

- **58.2%** met the risk of significant harm (ROSH) threshold,
- **32.9%** were assessed as not meeting the ROSH threshold, and
- **8.9%** were classified as other.

Chart 1: Child and young person **concern reports**

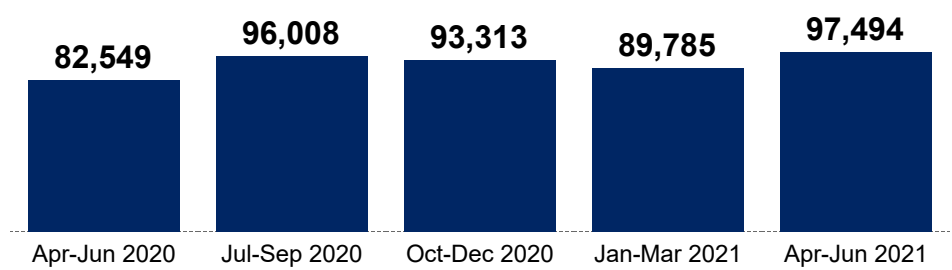


What were the primary Helpline assessed issues reported from **mandatory reporter** agencies?

Reporter Agency: All
Reporter Type: All
Primary Helpline Assessed Issue: All

The DCJ Child Protection Helpline received **97,494** child and young person concern reports in the April to June 2021 quarter.

Chart 2: Child and young person **concern reports** from mandatory reporters



Assessment of child and young person concern reports to determine if they meet the statutory ROSH threshold

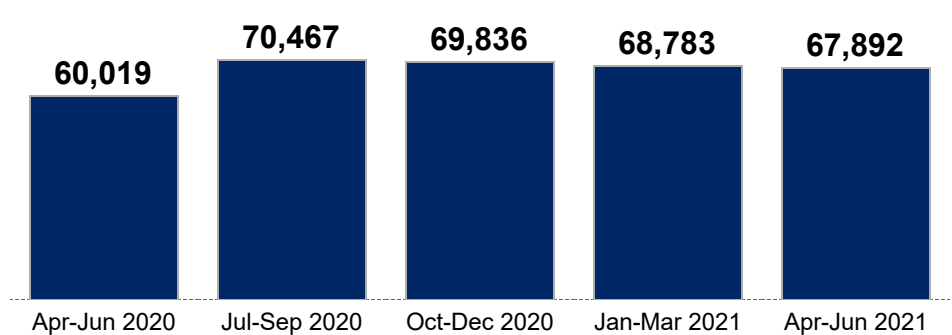
Primary Helpline Assessed Issue: All

There were **67,892** ROSH reports in the April to June 2021 quarter. This is equivalent to a decrease of **1.3%** from the previous quarter.



Compared with the same quarter last year of **60,019**, this represents a growth of **13.1%**.

Chart 3: **ROSH reports** by primary Helpline assessed issue



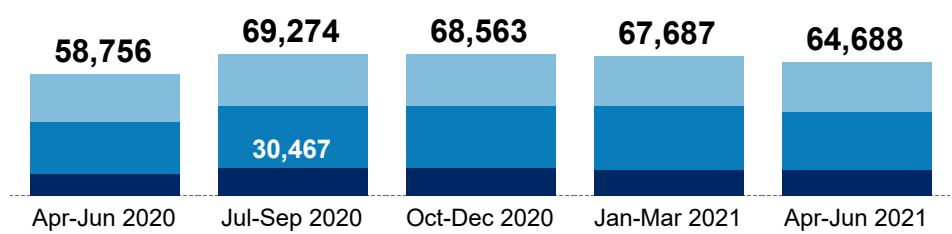
Determining a response time for ROSH reports from mandatory and non-mandatory reporters

Reporter Agency: All
Reporter Type: All
Response Priority*: All

Of the 67,892 ROSH reports reported to the DCJ Child Protection Helpline in this quarter,

- 12,238** reports were classified as requiring a response in 24 hours
- 28,872** reports were classified as requiring a response in 72 hours
- 23,578** reports were classified as requiring a response in 10 days.

Chart 4: **ROSH reports** by response priority*



* This excludes other/NA response priorities.

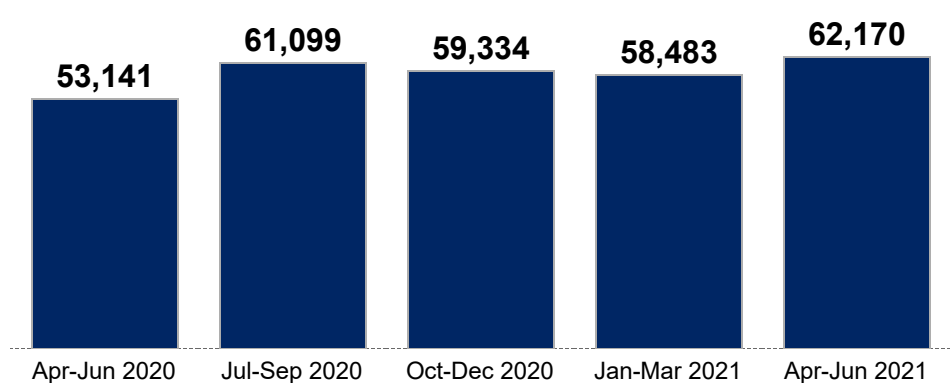
How many children and young people were involved in child and young person concern reports?

There were **62,170** children and young people involved in concern reports in the April to June 2021 quarter, an increase of **6.3%** from the previous quarter.



Compared with the same quarter last year of **53,141**, this is an increase of **17.0%**.

Chart 5: **Children and young people** involved in concern reports



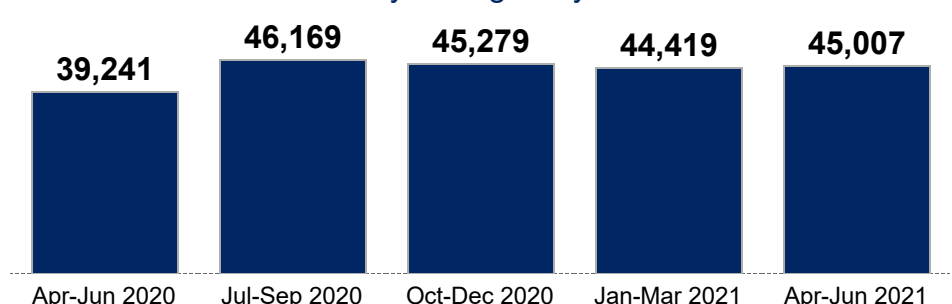
How many children and young people were involved in ROSH reports?

Aboriginality: (All)

A total of **45,007** children and young people involved in ROSH reports in the April to June 2021 quarter. This represents a rise of **1.3%** from the previous quarter.

When compared with the same quarter in the previous year of **39,241**, this is an increase of **14.7%** or **5,766** children and young people.

Chart 6: **Children and young people** involved in ROSH reports by Aboriginality

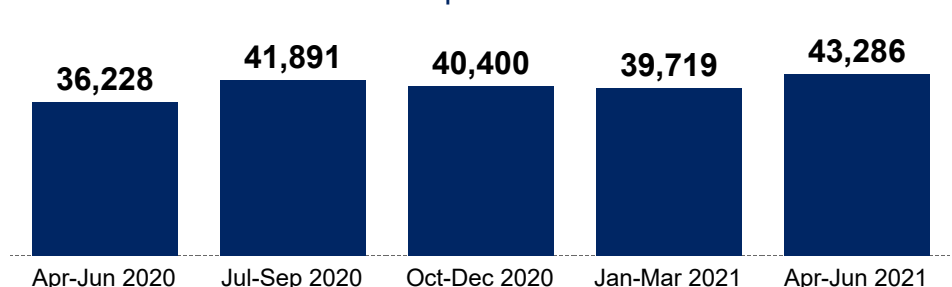


Child and young person contacts by mandatory reporters to the DCJ Child Protection Helpline

Reporter Agency: All
Reporter Type: All

The DCJ Child Protection Helpline received **43,286** child and young person contacts in the April to June 2021 quarter. This represents an increase of **9.0%** or **3,567** contacts, when compared with the previous quarter. Compared with the same quarter last year of **36,228**, this is an increase of **19.5%** or **7,058** contacts.

Chart 7: Child and young person concern **contacts** by mandatory reporters



Note:
 1. Data source: KIDS/MDS - Corporate Information Warehouse (CIW) for data before 2017-18.
 2. Data source: ChildStory/MDS - Corporate Information Warehouse (CIW) for data after 2017-18.
 3. Data for Brighter Futures, Intensive Family Preservation and face-to-face assessments are not available after 2017-18.
 4. Data for non-Aboriginal children and young people also include children and young people with the Aboriginality status not stated.
 5. Small numbers (e.g., <5) have been suppressed to protect privacy and avoid client identification.
 6. NP: Not published.



Quarter to display

[Text Version](#)

[◀ 1st dashboard](#)

[3rd dashboard ▶](#)

Keeping children and young people safe

Children and young people entering care during the quarter

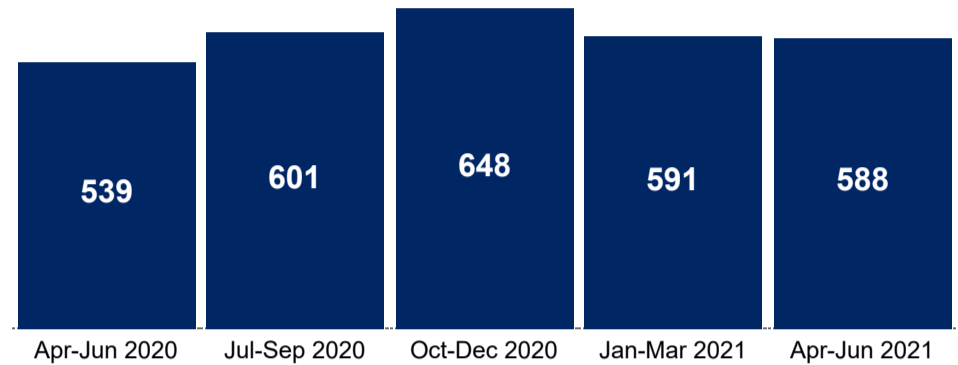


A total of **588** children and young people entered OOHC⁷ in the April to June 2021 quarter. This is comparable to the result of the previous quarter.

When compared with the same quarter last year of **539** children and young people entering care, this is an increase of **9.1%** or **49** children and young people.

Age at entry
All

Chart 1: Children and young people entering OOHC⁷ by age at entry



How many children and young people exited OOHC⁷ during the quarter?

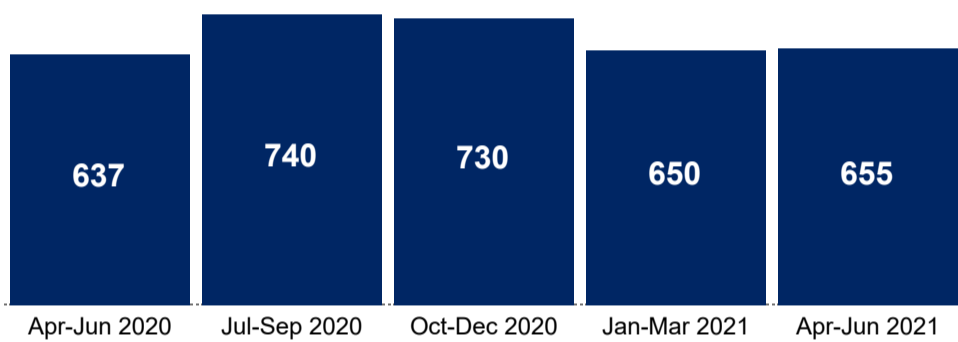


There were **655** children and young people exiting OOHC⁷ in the April to June 2021 quarter. This is an increase of **0.8%** or **5** children and young people from the previous quarter.

Compared with the same quarter last year of **637** children and young people exiting OOHC⁷, this is an increase of **2.8%** or **18** children and young people.

Age at exit
All

Chart 2: Children and young people exiting OOHC⁷ by age at exit



Children and young people in need of care and protection by case management responsibility

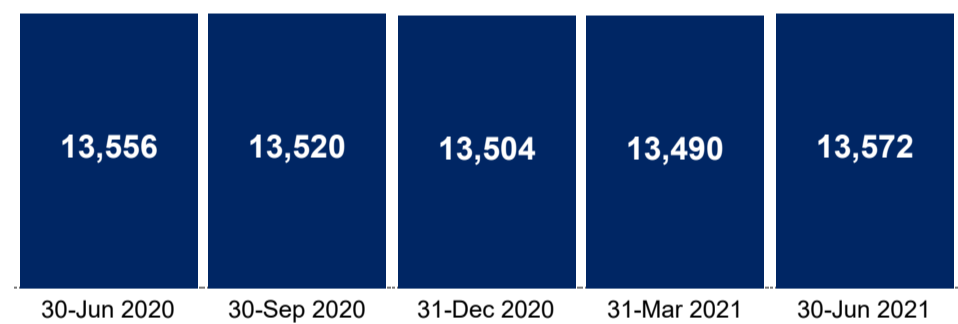
There were **13,572** children and young people in statutory OOHC⁷ at 30 June 2021. Of these 13,572 children, **44.0%** or **5,975** were Aboriginal children and young people.

* This measure was reported by placement provider up to Q3 2020-21 (Jan-Mar 2021). From Q4 2020-21 (Apr-Jun 2021), this breakdown was replaced by case management responsibility. The data may not be comparable across these periods. Please use with caution.

Aboriginality
All

Case management responsibility
All

Chart 3: Children and young people in statutory OOHC⁷ by Aboriginality and case management responsibility* at quarter end



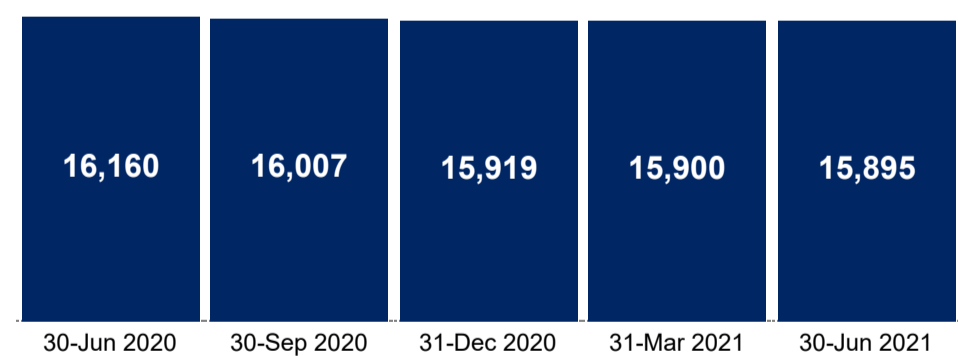
Placement of children and young people in need of care and protection



At 30 June 2021, a total of **15,895** children and young people were in OOHC⁷. This means a decrease of **1.6%**, when compared with **16,160** reported at the same quarter end last year.

Placement Type
All

Chart 4: Children and young people in OOHC⁷ by placement type at quarter end



Note:

1. Data source: KiDS/MDS - Corporate Information Warehouse (CIW) for data before 2017-18.
2. Data source: ChildStory/MDS - Corporate Information Warehouse (CIW) for data after 2017-18.
3. Data for Brighter Futures, Intensive Family Preservation and face-to-face assessments are not available after 2017-18.
4. Data for non-Aboriginal children and young people also include children and young people with the Aboriginality status not stated.
5. Small numbers (e.g., <5) have been suppressed to protect privacy and avoid client identification.
6. NP: Not published.
7. [View definitions of specific forms of out-of-home care.](#)



Quarter to display

[Text Version](#)

[◀◀ 1st dashboard](#)

[◀ 2nd dashboard](#)

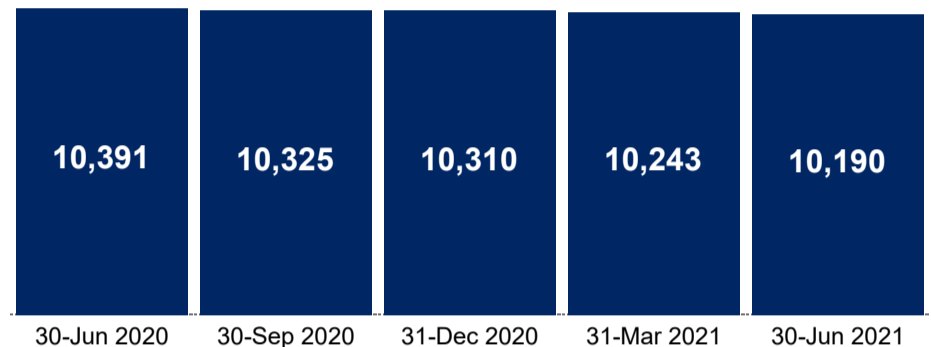
Stable and nurturing environments for children and young people

Better placements and matching for children and young people in care

At 30 June 2021, there were **10,190** children and young people in OOHC with fewer than three placements.

This is equivalent to a decrease of **0.5%** or **53** children and young people from the end of the previous quarter.

Chart 1: Children and young people in OOHC⁷ with fewer than three placements at quarter end



Alternate permanent placement solutions for children and young people in need of care and protection

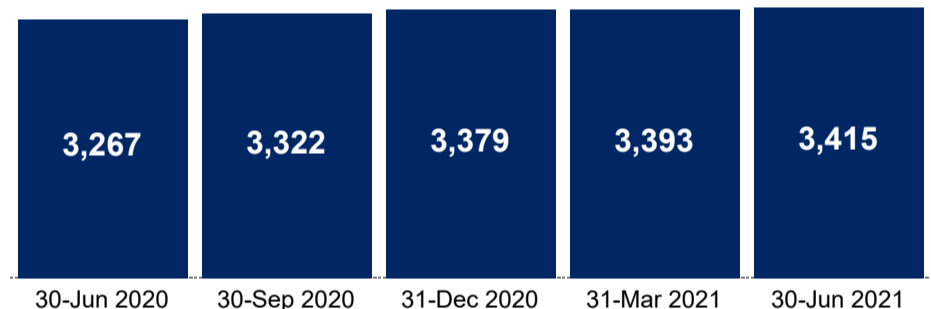
A total of **3,415** children and young people were on Guardianship Orders at 30 June 2021.

This is equivalent to an increase of **0.6%** or **22** children and young people from the end of the previous quarter.

Age group
All

Aboriginality
All children and young people

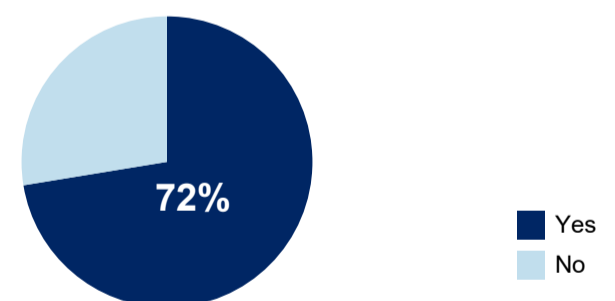
Chart 2: Number of children and young people on Guardianship Orders by Aboriginality and age group



Placement of Aboriginal children and young people with extended family

At 30 June 2021, **72%** of Aboriginal children and young people in care were placed with a relative or an Aboriginal carer.

Chart 3: Aboriginal children and young people in OOHC⁷ placed with a relative or an Aboriginal carer - 30 June 2021



Note:

1. Data source: KiDS/MDS - Corporate Information Warehouse (CIW) for data before 2017-18.
2. Data source: ChildStory/MDS - Corporate Information Warehouse (CIW) for data after 2017-18.
3. Data for Brighter Futures, Intensive Family Preservation and face-to-face assessments are not available after 2017-18.
4. Data for non-Aboriginal children and young people also include children and young people with the Aboriginality status not stated.
5. Small numbers (e.g., <5) have been suppressed to protect privacy and avoid client identification.
6. NP: Not published.
7. [View definitions of specific forms of out-of-home care.](#)